

GuideStone Growth Allocation Fund (GCOZX)

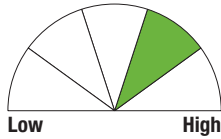
Share Class: GS4 CUSIP Number: 40171W702 Inception Date: 8/27/2001



4th Quarter 2011 as of 12/31/2011

www.GuideStoneFunds.org 1-888-98-GUIDE (1-888-984-8433)

Potential Risk / Reward



Investment Objective: The fund seeks capital appreciation with modest current income.

Investment Strategy: The fund, through investments in the Select Funds, combines a greater percentage of equities securities with a smaller percentage of fixed income securities. The fund has a target of, but is not limited to, an asset allocation of 49% U.S. Equity Select Funds, 26% Non-U.S. Equity Select Funds and 25% Bond Select Funds.

Investment Suitability: This fund may be suitable for investors who have a long-term investment horizon, possess a relatively high tolerance for risk and seek to participate in the return potential of stocks at a slightly lower risk level than an all stock portfolio. Foreign securities may be subject to greater risk than domestic securities due to currency volatility, reduced market liquidity and political and economic instability. Small company stocks are subject to greater risk than large company stocks due to more volatility and less liquidity. This fund is subject to interest rate risk. Meaning, when interest rates rise, the value of the existing bonds decrease and vice versa. Changes in interest rates have a bigger impact on long duration holdings than on short duration holdings.

Benchmark

Russell 3000® Index	49%
MSCI ACWI Ex-U.S.	26%
Barclays Capital Aggregate Bond Index	25%

Annual Operating Expenses

Gross Expense Ratio [†]	Net Expense Ratio*
1.11%	1.10%

[†] The Fund attempts to achieve its objective by investing in the GuideStone Select Funds. By investing in the Fund you will also incur the expenses and risks of the underlying Select Funds. The principal risks of the Funds will change depending on the asset mix of the Select Funds in which they invest. You may directly invest in the Select Funds. The Funds' value will go up and down in response to changes in the share prices of the investments that they own. It is possible to lose money by investing in the Fund.

* Reflects fee waivers and expense reimbursements by the investment advisor. This waiver and reimbursement arrangement, if not extended, will end on April 30, 2012.

PERFORMANCE¹

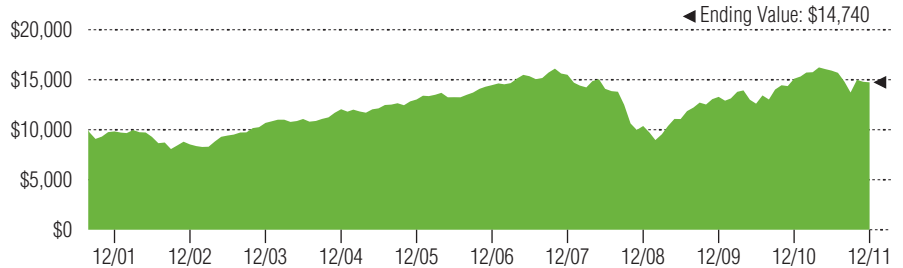
	Three Month	Year to Date	One Year	Three Year (Annualized)	Five Year (Annualized)	Ten Year (Annualized)	Since Inception (Annualized)
Fund	7.40%	-2.39%	-2.39%	12.43%	0.38%	4.13%	3.82%
Benchmark	7.19%	-0.96%	-0.96%	12.20%	1.22%	4.84%	4.50%

CALENDAR YEAR PERFORMANCE¹



The performance data quoted represents past performance and does not guarantee future results. Current performance may be lower or higher. Performance data current to the most recent month-end and complete calendar year performance may be obtained at www.GuideStoneFunds.org. The investment return of an investment will fluctuate so that shares, when redeemed, may be worth more or less than their original cost. Performance would have been lower without fee waivers and reimbursements in effect. Year 2001 annual performance began 8/27/2001.

GROWTH OF \$10,000 INVESTMENT



LIPPER RANKINGS BASED ON TOTAL RETURN²

Category: Mixed-Asset Target Allocation Growth

One Year	Three Year	Five Year	Ten Year
3rd Quartile (336 of 539)	2nd Quartile (181 of 503)	3rd Quartile (267 of 436)	2nd Quartile (89 of 220)

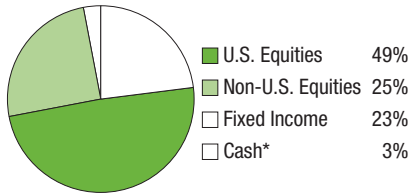
MORNINGSTAR RATING BASED ON RISK ADJUSTED RETURN³

Category: Aggressive Allocation

Overall	Three Year	Five Year	Ten Year
****(Four Stars) among 319 funds	***(Three Stars) among 319 funds	***(Three Stars) among 275 funds	****(Four Stars) among 103 funds

PORTFOLIO DETAILS⁴

Asset Allocation



* Cash is maintained by the fund for liquidity purposes and may be overlaid with equity and/or U.S. Treasury futures to provide capital market exposure.

Fund Size (\$ in millions)

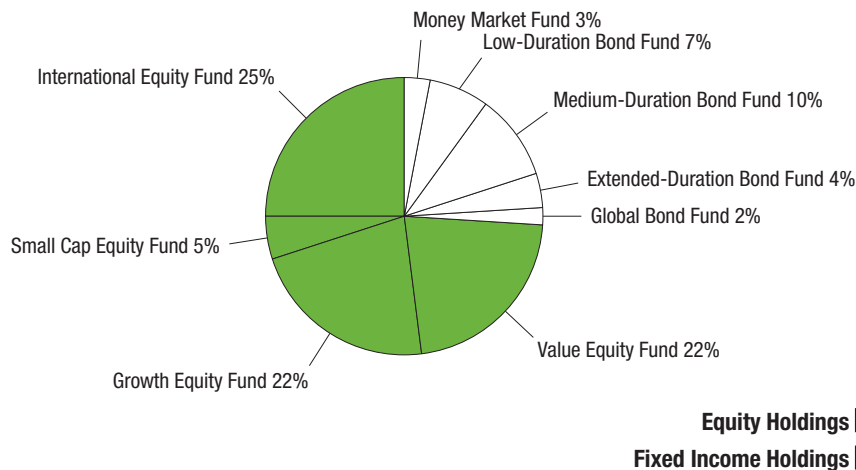
Total Fund Net Assets for All Share Classes \$783

Portfolio Characteristics

Standard Deviation 16.67%

Calculated over previous 5 years

PORTFOLIO CHARACTERISTICS⁴



You should carefully consider the investment objectives, risks, charges and expenses of GuideStone Funds before investing. For a copy of the prospectus with this and other information about the funds, please call 1-888-98-GUIDE (1-888-984-8433) or visit www.GuideStoneFunds.org to view or download a prospectus. You should read the prospectus carefully before investing.

GuideStone Funds shares are distributed by BNY Mellon Distributors Inc., not an adviser affiliate. GuideStone Capital Management, Inc., an affiliate of the GuideStone Financial Resources, provides investment advisory services for the funds.

©2011 Morningstar, Inc. All Rights Reserved. The information contained herein: (1) is proprietary to Morningstar and/or its content providers; (2) may not be copied or distributed; and (3) is not warranted to be accurate, complete or timely. Neither Morningstar nor its content providers are responsible for any damages or losses arising from any use of this information.

Standard deviation— Depicts how widely returns varied over a certain period of time. A high standard deviation implies greater volatility and greater risk.

¹ The performance quoted reflects fee waivers in effect, and would have been lower in their absence. All figures shown represent total return, except for those identified as yield. Total return is based on net change in NAV with reinvestment of all distributions. Returns for periods less than one year are

aggregate and for periods greater than one year are annualized. Unlike a mutual fund, the performance of an index assumes no taxes, transaction costs, management fees or other expenses.

² The Lipper Rankings are calculated by Lipper Inc., a Reuters Company, which is a nationally recognized organization that compares the performance of mutual funds within a universe of funds having similar investment objectives. Rankings are based on total return performance: with capital gains and dividends reinvested, with annual operating expenses deducted, but without including front- or back-end sales charges.

Past rankings are no guarantee of future rankings. Rankings are relative to a peer group and do not necessarily mean that the fund had high total returns. Visit www.GuideStoneFunds.org for the latest month-end ranking and ratings.

³ For each fund with at least a three-year history, a Morningstar Rating is based on a Morningstar risk-adjusted return measure that accounts for variation in a fund's monthly historical performance (reflecting sales charges and redemption fees), placing more emphasis on downward variations and rewarding consistent performance. Within each asset class, the top 10%, the next 22.5%, 35%, 22.5%, and the bottom 10% receive 5, 4, 3, 2 or 1 star, respectively. Each fund is rated exclusively against U.S. domiciled funds. The Overall Morningstar Rating™ is based on the weighted average of the number of stars assigned to the fund's applicable time periods. The 5-yr. rating accounts for 60% and the 3-yr. rating for 40%.

⁴ Portfolio composition subject to change at any time.