

GuideStone Money Market Fund (GMYXX)

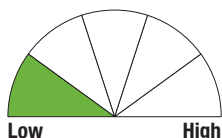
Share Class: GS2 CUSIP Number: 40171W793 Inception Date: 8/27/2001



4th Quarter 2011 as of 12/31/2011

www.GuideStoneFunds.org 1-888-98-GUIDE (1-888-984-8433)

Potential Risk / Reward



Investment Objective: The fund seeks to maximize current income to the extent consistent with the preservation of capital and liquidity and to maintain a stable per share price of \$1.00.

Investment Strategy: The fund is actively managed and invests in a broad range of high quality short-term money market instruments denominated exclusively in U.S. dollars. The fund seeks to maintain, but does not guarantee, a stable share price of \$1.00, while paying monthly dividends based on the daily account value.

An investment in the fund is not insured or guaranteed by the FDIC or any other governmental agency. Although the fund seeks to maintain a value of \$1.00 per share, it is possible to lose money.

Investment Suitability: This fund may be suitable for investors who have a short-term investment horizon, seek to maintain a stable dollar value for their investment and can accept a long-term rate of return that may be lower than other fixed income and stock investments.

Benchmark
Citigroup 3-Month Treasury Bill Index 100%

Annual Operating Expenses

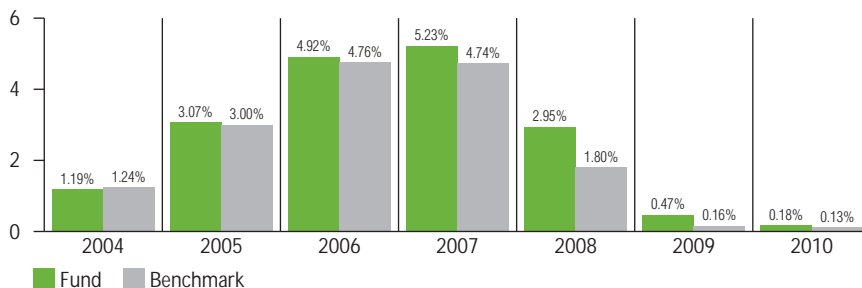
Gross Expense Ratio	Net Expense Ratio*
0.18%	0.18%

* Reflects fee waivers and expense reimbursements by the investment advisor. This waiver and reimbursement arrangement, if not extended, will end on April 30, 2012.

PERFORMANCE¹

	Three Month	Year to Date	One Year	Three Year (Annualized)	Five Year (Annualized)	Ten Year (Annualized)	Since Inception (Annualized)
Fund	0.02%	0.10%	0.10%	0.25%	1.76%	2.08%	2.07%
Benchmark	0.01%	0.08%	0.08%	0.12%	1.36%	1.85%	1.89%

CALENDAR YEAR PERFORMANCE¹



YIELD*

7-Day Annualized Yield	7-Day Annualized Yield (Gross)
0.08%	0.06%

* Yield for the Money Market Fund represents the annualization of the fund's declared dividends over the period indicated, excluding capital gains distributions. The yield more closely reflects the current earnings of the fund than the total return. Gross Yield reflects the yield without fee waivers in effect.

The performance data quoted represents past performance and does not guarantee future results. Current performance may be lower or higher. Performance data current to the most recent month-end and complete calendar year performance may be obtained at www.GuideStoneFunds.org. The investment return of an investment will fluctuate so that shares, when redeemed, may be worth more or less than their original cost. Performance would have been lower without fee waivers and reimbursements in effect. Year 2001 annual performance began 8/27/2001.

LIPPER RANKINGS BASED ON TOTAL RETURN²

Category: Institutional Money Market

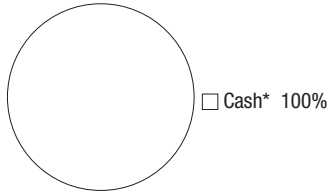
One Year	Three Year	Five Year	Ten Year
1st Quartile (51 of 317)	1st Quartile (53 of 294)	1st Quartile (37 of 273)	1st Quartile (30 of 166)

GuideStone Money Market Fund (GMYXX)



PORTFOLIO DETAILS³

Asset Allocation



* Includes cash and cash equivalents.

Fund Size (\$ in millions)

Total Fund Net Assets for All Share Classes	\$1,278
Number of Holdings	89

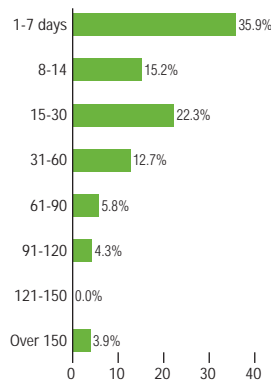
Portfolio Characteristics

Weighted Avg Maturity	32 days
-----------------------	---------

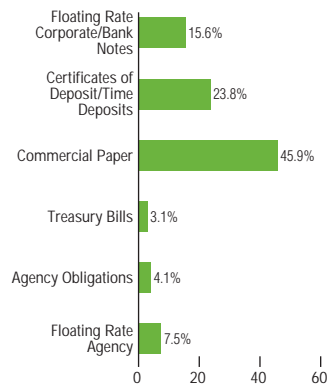
Sub-Adviser

BlackRock Institutional Management	100%
------------------------------------	------

Maturity Table



Types of Holdings



You should carefully consider the investment objectives, risks, charges and expenses of GuideStone Funds before investing. For a copy of the prospectus with this and other information about the funds, please call 1-888-98-GUIDE (1-888-984-8433) or visit www.GuideStoneFunds.org to view or download a prospectus. You should read the prospectus carefully before investing.

GuideStone Funds shares are distributed by BNY Mellon Distributors Inc., not an adviser affiliate. GuideStone Capital Management, Inc., an affiliate of the GuideStone Financial Resources, provides investment advisory services for the funds.

¹ The performance quoted reflects fee waivers in effect, and would have been lower in their absence. All figures shown represent total return, except for those identified as yield. Total return is based on

net change in NAV with reinvestment of all distributions. Returns for periods less than one year are aggregate and for periods greater than one year are annualized. Unlike a mutual fund, the performance of an index assumes no taxes, transaction costs, management fees or other expenses.

² The Lipper Rankings are calculated by Lipper Inc., a Reuters Company, which is a nationally recognized organization that compares the performance of mutual funds within a universe of funds having similar investment objectives. Rankings are based on total return performance: with capital gains and dividends reinvested, with annual operating expenses deducted, but without including front- or back-end sales charges. Past rankings are no guarantee of future rankings. Rankings are relative to a peer group and do not necessarily mean that the fund had high total returns. Visit www.GuideStoneFunds.org for the latest month-end rankings.

³ Portfolio composition subject to change at any time.