

# GuideStone Conservative Allocation Fund I (GFIYX)

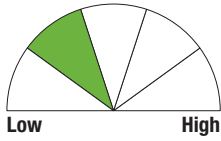
Share Class: GS2 CUSIP Number: 40171W843 Inception Date: 7/1/2003



4th Quarter 2011 as of 12/31/2011

[www.GuideStoneFunds.org](http://www.GuideStoneFunds.org) 1-888-98-GUIDE (1-888-984-8433)

## Potential Risk / Reward



**Investment Objective:** The fund seeks current income and modest capital appreciation.

**Investment Strategy:** The fund, through investments in the Select Funds, combines a greater percentage of fixed income securities with a smaller percentage of equity securities. The fund has a target of, but is not limited to, an asset allocation of 75% Bond Select Funds, 19% U.S. Equity Select Funds and 6% Non-U.S. Equity Select Funds.

**Investment Suitability:** The fund may be suitable for investors who have a short- to medium-time investment horizon, possess a relatively low tolerance for risk and want some exposure to the growth potential of the stock market tempered by a larger allocation to short-term, fixed-income securities. This fund is subject to interest rate risk. Meaning, when interest rates rise, the value of the existing bonds decrease and vice versa. Changes in interest rates have a bigger impact on long duration holdings than on short duration holdings.

## Benchmark

Russell 3000® Index	19%
MSCI ACWI Ex-U.S.	6%
Merrill Lynch 1-3 Treasury Index	60%
Barclays Capital U.S. TIPS Index (Series-L)	15%

## Annual Operating Expenses

Gross Expense Ratio <sup>†</sup>	Net Expense Ratio*
0.76%	0.71%

<sup>†</sup> The Fund attempts to achieve its objective by investing in the GuideStone Select Funds. By investing in the Fund you will also incur the expenses and risks of the underlying Select Funds. The principal risks of the Funds will change depending on the asset mix of the Select Funds in which they invest. You may directly invest in the Select Funds. The Funds' value will go up and down in response to changes in the share prices of the investments that they own. It is possible to lose money by investing in the Fund.

\* Reflects fee waivers and expense reimbursements by the investment advisor. This waiver and reimbursement arrangement, if not extended, will end on April 30, 2012.

## PERFORMANCE<sup>1</sup>

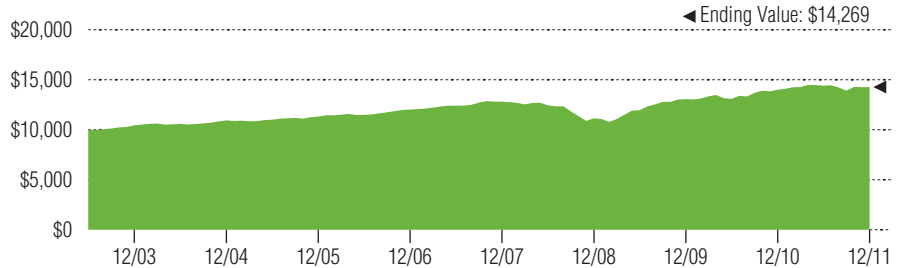
	Three Month	Year to Date	One Year	Three Year (Annualized)	Five Year (Annualized)	Since Inception (Annualized)
Fund	2.57%	1.92%	1.92%	8.58%	3.49%	4.27%
Benchmark	3.06%	2.38%	2.38%	6.01%	3.61%	4.47%

## CALENDAR YEAR PERFORMANCE<sup>1</sup>



The performance data quoted represents past performance and does not guarantee future results. Current performance may be lower or higher. Performance data current to the most recent month-end and complete calendar year performance may be obtained at [www.GuideStoneFunds.org](http://www.GuideStoneFunds.org). The investment return of an investment will fluctuate so that shares, when redeemed, may be worth more or less than their original cost. Performance would have been lower without fee waivers and reimbursements in effect. Year 2003 annual performance began 7/1/2003.

## GROWTH OF \$10,000 INVESTMENT



## LIPPER RANKINGS BASED ON TOTAL RETURN<sup>2</sup>

Category: Mixed-Asset Target Allocation Conservative

One Year	Three Year	Five Year
3rd Quartile (229 of 438)	4th Quartile (317 of 397)	2nd Quartile (121 of 320)


## MORNINGSTAR RATING BASED ON RISK ADJUSTED RETURN<sup>3</sup>

Category: Conservative Allocation

Overall	Three Year	Five Year
****(Four Stars) among 556 funds	***(Three Stars) among 556 funds	****(Four Stars) among 459 funds

## PORTFOLIO DETAILS<sup>4</sup>

### Asset Allocation



\* Cash is maintained by the fund for liquidity purposes and may be overlaid with equity and / or U.S. Treasury futures to provide capital market exposure.

### Fund Size (\$ in millions)

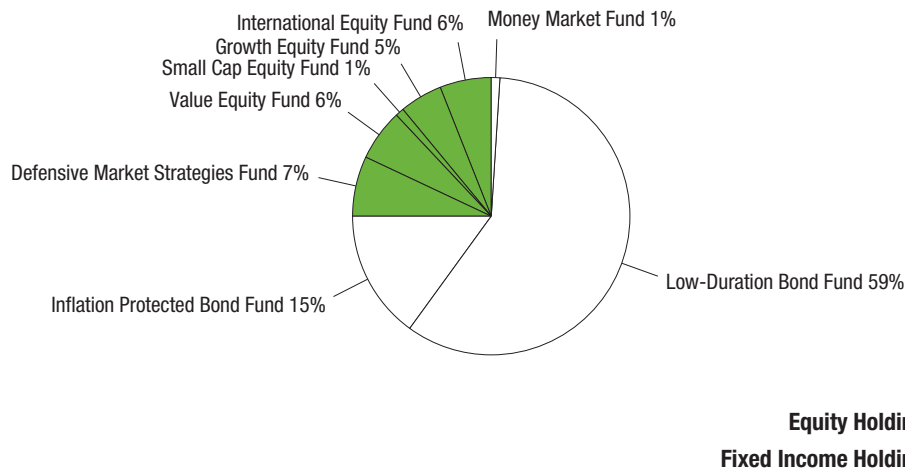
Total Fund Net Assets for All Share Classes \$74

### Portfolio Characteristics

Standard Deviation 6.16%

Calculated from 7/01/2003 to 12/31/2011

## PORTFOLIO CHARACTERISTICS<sup>4</sup>



You should carefully consider the investment objectives, risks, charges and expenses of GuideStone Funds before investing. For a copy of the prospectus with this and other information about the funds, please call 1-888-98-GUIDE (1-888-984-8433) or visit [www.GuideStoneFunds.org](http://www.GuideStoneFunds.org) to view or download a prospectus. You should read the prospectus carefully before investing.

GuideStone Funds shares are distributed by BNY Mellon Distributors Inc., not an adviser affiliate. GuideStone Capital Management, Inc., an affiliate of the GuideStone Financial Resources, provides investment advisory services for the funds.

©2011 Morningstar, Inc. All Rights Reserved. The information contained herein: (1) is proprietary to Morningstar and/or its content providers; (2) may not be copied or distributed; and (3) is not warranted to be accurate, complete or timely. Neither Morningstar nor its content providers are responsible for any damages or losses arising from any use of this information.

Standard deviation— Depicts how widely returns varied over a certain period of time. A high standard deviation implies greater volatility and greater risk.

<sup>1</sup> The performance quoted reflects fee waivers in effect, and would have been lower in their absence. All figures shown represent total return, except for those identified as yield. Total return is based on net change in NAV with reinvestment of all distributions. Returns for periods less than one year are

aggregate and for periods greater than one year are annualized. Unlike a mutual fund, the performance of an index assumes no taxes, transaction costs, management fees or other expenses.

<sup>2</sup> The Lipper Rankings are calculated by Lipper Inc., a Reuters Company, which is a nationally recognized organization that compares the performance of mutual funds within a universe of funds having similar investment objectives. Rankings are based on total return performance: with capital gains and dividends reinvested, with annual operating expenses deducted, but without including front- or back-end sales charges.

Past rankings are no guarantee of future rankings. Rankings are relative to a peer group and do not necessarily mean that the fund had high total returns. Visit [www.GuideStoneFunds.org](http://www.GuideStoneFunds.org) for the latest month-end ranking and ratings.

<sup>3</sup> For each fund with at least a three-year history, a Morningstar Rating is based on a Morningstar risk-adjusted return measure that accounts for variation in a fund's monthly historical performance (reflecting sales charges and redemption fees), placing more emphasis on downward variations and rewarding consistent performance. Within each asset class, the top 10%, the next 22.5%, 35%, 22.5%, and the bottom 10% receive 5, 4, 3, 2 or 1 star, respectively. Each fund is rated exclusively against U.S. domiciled funds. The Overall Morningstar Rating™ is based on the weighted average of the number of stars assigned to the fund's applicable time periods. The 5-yr. rating accounts for 60% and the 3-yr. rating for 40%.

<sup>4</sup> Portfolio composition subject to change at any time.